

Technical Specifications

| | |
|-------------------|--|
| Methodology | High Performance Liquid Chromatography (HPLC) |
| Test Range | 3% - 18% |
| Precision | CV ≤ 1.5% |
| Test Speed | 130 Sec / Test |
| Sample Position | 5 Positions/Rack |
| Photometer | Dual-wavelength (415nm/500nm) |
| Display | 10.1 " TFT True Color LCD Touch Screen |
| Software | Linux Software with Self - Diagnosis to Monitor and Detect System Errors |
| Reagent Kit | Eluent A, Eluent B, Hemolytic Agent L |
| Information Input | Scanner or Touch Screen |
| Data Storage | 10,000 Sample Results |
| Connection | USB, LAN, LIS Compatible |
| Printer | Thermal Printer and External Laser Printer |
| Temperature | Storage Temperature: 0~55°C, Operating Temperature: 10~30°C |
| Humidity | Storage Humidity: ≤80% (non-condensing), Operating Humidity: ≤93% |
| Power | AC 100-240V 50/60HZ 120VA |
| Dimensions | 450mm(L)x361mm(W)x540mm(H) |
| Weight | 28.9KG |



Lifotronic Technology Co., Ltd.

Address: Lifotronic Tower, No. 8, Qiuzhi East Road, Guancheng Community,
Guanhu Street, Longhua, Shenzhen, 518110, P. R. China
Tel: 86-755-29016066 Fax: 86-755-29060036 Email: inter@lifotronic.com
Web: en.lifotronic.com

Follow us on   

GH-900Plus

Lifotronic
— Caring for Better Life —



Hemoglobin Analyzer (HPLC)



GH-900 Plus Hemoglobin Analyzer (HPLC)



Lifotronic fully automated GH-900 Plus HbA1c Analyzer supports fast HbA1c results output in 130 seconds without Hb variant interference. It provides the outstanding solution for reliable diabetic monitoring. No sample preparation and walk-away operation.

HPLC Technology – Gold Standard Methodology

- NGSP and IFCC Certified
- HbA1c Results within 130 Seconds
- 5 samples loading capacity, suitable for medium to small labs

Fully Automated - To Minimize Operation Steps

- No sample preparation
- Fully automated system cleaning after test
- External barcode scanner for sample identification

Precise and Reliable – To Serve You Consistently

- Inter measuring CV \leq 1.5% & Intra measuring CV's \leq 3%
- Superior quality chromatographic resolution to eliminate interferences

Dual Wavelength Detection – To Avoid Interference

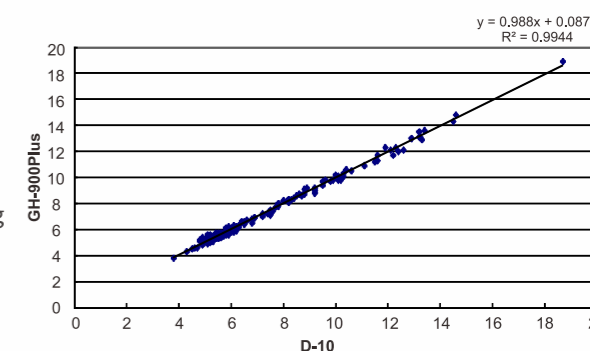
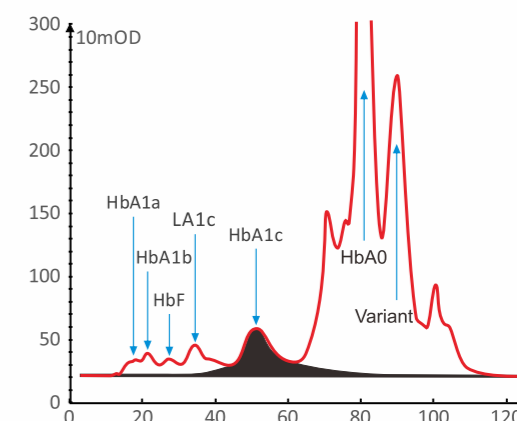
- To avoid the reagent peak interference
- More anti-interference abilities, the mutation factor interference to the peak can be easily counteracted
- To eliminate the nonspecific absorption of hemoglobin

Degasser – For Better Result Accuracy

- More Stable Pressure, More Accurate Flow Rate
- To Reduce Background Absorption and Improve Detection Sensitivity
- To Improve the Separation Effect of Column and Prolong Its Lifetime

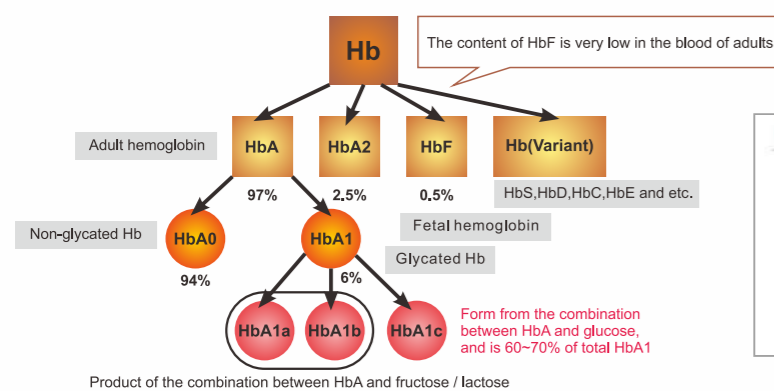
Compact Size – To Minimize Space Requirements

- Small Footprint Reduces Bench Space Needed
- Most compact fully automated HPLC system



Correlation between GH-900 Plus and D-10

The Elements of Hemoglobin



IFCC



NGSP

Gold Standard of Diabetes Diagnose

Glycosylated hemoglobin (HbA1c) is widely recognized as a Gold Standard to monitor diabetes, which can indicate the average plasma glucose concentration over 8 ~ 12 weeks.

HPLC Methodology

High-Pressure Liquid Chromatography (HPLC), to separate HbA1c directly with measuring the absorbance points continually to form chromatogram. Using normal distribution curve fitting auto-iterative algorithm to get precise HbA1c testing result, excluding interference of variant and unstable hemoglobin like LA1c. Standard Analysis Mode will report HbA1a, HbA1b, HbF, LA1c, HbA1c, HbA0 peak areas and percentage. And the result also includes IFCC, NGSP and ADAG value for diverse client needs.